

Workplan, outreach & budget

#2 Youth Track

Lucia Brhlíková, Kalle Pakalén & Michela Gaifami

Interreg



Co-funded by
the European Union

Northern Periphery and Arctic



Youth Call

The Interreg NPA Youth Call brings together organisations working with and for young people, helping them learn from each other, co-create solutions that meet real community needs, and gain a stronger voice to actively shape their future in the Northern Periphery and Arctic.



Call details

The Youth Call is open from 10 June 2026 and closes on 2 October 2026 at 11:59 (noon) CET, with decisions expected in December. From January until the Call deadline, the Joint Secretariat will offer a range of support services and events.

More information about the call and upcoming support events can be found below on this webpage.

 **DEADLINE**
02.10.2026 12:00 CET

 **PRIORITIES**
COOPERATION OPPORTUNITIES

 **PROJECT TYPES**
MAIN



Submit your application

The Youth Call for Project Applications is open from 10 June 2026 and will close on 2 October 2026 at 11:59 (noon CET). Project applications must be submitted via Jems.

[APPLY](#) 



Choose the right type of Youth project

Call list [Apply here!](#)

ID	Name
13	Make it work! - 18 months - Youth Call projects
12	Shape it! - 12 months - Youth Call projects
11	See it! - 6 months - Youth Call projects

Interreg



Co-funded by
the European Union

Northern Periphery and Arctic



[Contact](#) Joint Secretariat or JEMS Helpdesk



How to plan a workplan?

Navigating between activities, deliverables, outputs and results

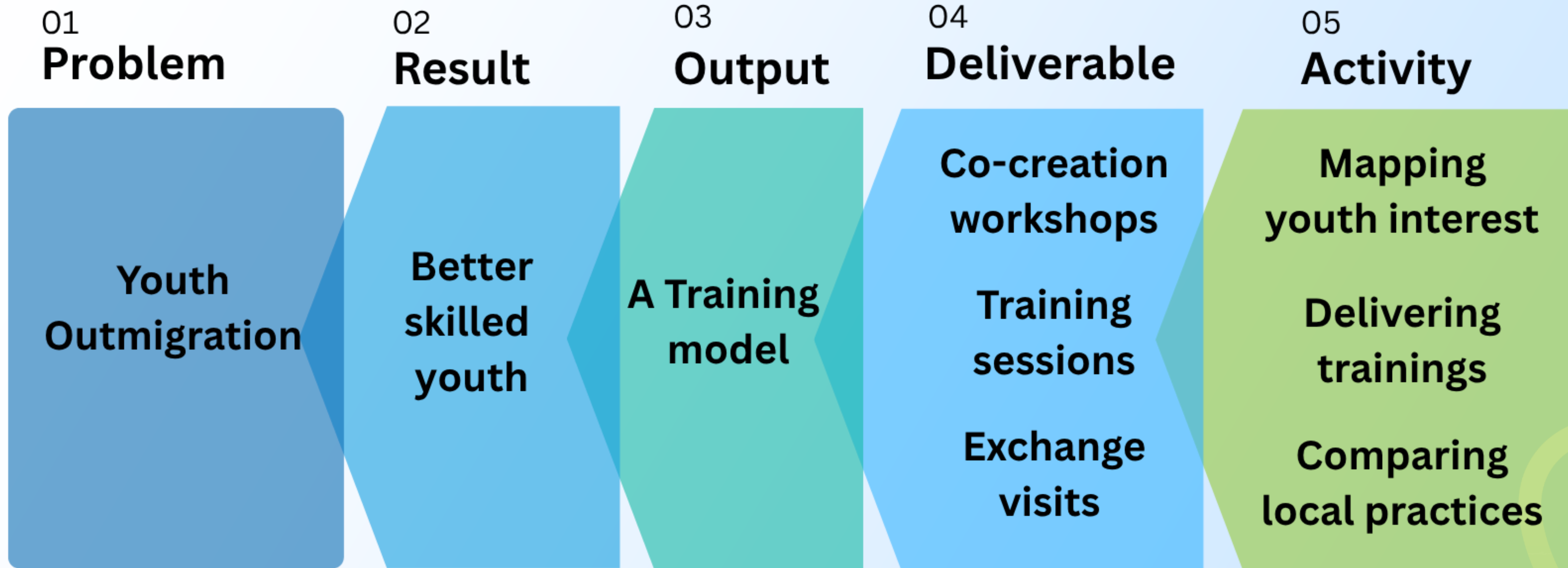
Interreg



Co-funded by
the European Union

Northern Periphery and Arctic

Break down your idea into NPA solution



NPA dictionary

Activity	The work and actions carried out in the project
Deliverable	Something the project produces along the activity e.g. a document, a video, workshop...
Output	Compiles the work of the project into something that others can adopt, reuse, or build on e.g. a toolbox, a strategy...
Result	The positive change created when outputs are taken up by organisations

SEE IT! projects - 6 months

Interreg



Co-funded by
the European Union

Northern Periphery and Arctic



Objective

To map and connect organisations working with youth across the Northern Periphery and Arctic region, and to better understand their expertise.

Interreg



Co-funded by
the European Union

Northern Periphery and Arctic



Photo: N-Lite project, WDC

Workplan guidance

- ✓ 1 work package (6 months) called See it!
- ✓ Activities focused on identifying relevant organisations, establishing contacts, mapping experience
- ✓ Deliverables include e.g. stakeholder map, draft project idea, suggestion for future collaborations or networks
- ✓ Only 1 Output RCO 87 Organisations cooperating across borders
- ✓ These projects are not expected to deliver results

Activity and Deliverable example

Activity 1.1	
Title	<i>E.g. Mapping relevant organisations across the NPA area</i>
Start period	<i>E.g. Period 1</i>
End period	<i>E.g. Period 1</i>
Description	<i>E.g. This activity will identify and map organisations working with young people across Ireland, Norway, Finland, Sweden, Norway, Iceland, Greenland and Iceland that are working with e.g. youth policy development / sustainable development / biodiversity....</i>
Participating partners	<i>All the partners</i>

There is no set limit on activities or deliverables. The number should match the project's needs and partnership capacity, with each activity linked to a deliverable.

As a transnational programme, Interreg NPA requires cooperation and learning between partners in all activities.

Deliverables			
Running number	Deliverable title	Description	Delivery period
D.1.1.1.	Stakeholder map	The document listing which organisations were identified, the type of their expertise, and level of interest in transnational cooperation.	Period 1

Output example

This is the **only and mandatory output indicator** counting participating project partners.

Output 1.1			
Title	<i>E.g. Project partnership</i>		
Programme Output Indicator	<i>RCO 87 Organisations cooperating across border</i>		
Measurement Unit	<i>Organisations</i>	Target value:	<i>E.g. 5</i>
Delivery period	<i>Period 1</i>		
Description	<i>E.g. This Output counts the project and associated partners who worked together throughout this project. The output will be evidenced by the partnership agreement.</i>		

SHAPE IT! projects - 12 months

Interreg



Co-funded by
the European Union

Northern Periphery and Arctic



Objective

To explore whether good practices from other regions or communities can be adapted to the partners' own contexts, and to identify the next steps needed for their implementation at local, regional, or national level.

Interreg



Co-funded by
the European Union

Northern Periphery and Arctic



Photo: N-Lite project, WDC

Workplan guidance

- ✓ 2 work packages (2 x 6 months) called See it!, Shape it!
- ✓ Activities focused on connecting with like-minded org., testing ideas, 2-3 exchanges to apply knowledge locally
- ✓ Deliverables include e.g. summary of best practices, feasibility study
- ✓ 3+1 outputs can be selected
- ✓ Results are optional



3+1 Outputs to choose

- ✓ Strategies and action plans jointly developed
- ✓ Pilot actions developed jointly and implemented in projects
- ✓ Jointly developed solutions
- ✓ Organisations cooperating across border
- ✓ It is fine if a work package does not have an output

Testing procedures, new instruments, tools, experimentation or the transfer of practices

Mandatory

Interreg



Co-funded by
the European Union

Northern Periphery and Arctic



Read more in [Programme Manual](#)

What does it mean – Results optional?

Result is the change your project brings, and it is measured in the number of outputs (solutions or strategies/action plans) taken up by organisations (incl. project partners)

E.g. the training model is taken up by a local business support organisation which will include it in its support for youth entrepreneurs → the change is that now youth will be better equipped with practical skills



For Shape it! projects if e.g. partner decides to take up an output, that is great, but not mandatory 😊



Activity and Deliverable example

Activity 2.1			
Title	<i>E.g. Testing best practices</i>		
Start period	<i>E.g. Period 1</i>		
End period	<i>E.g. Period 2</i>		
Description	<i>E.g. In this activity Partner 1 will test the best practice introduced by partner 3.</i>		
Participating partners	<i>Partner 1 & Partner 3</i>		
Deliverables			
Running number	Deliverable title	Description	Delivery period
D.2.1.1.	Summary of local testing	The best practice transferred from partner 3 will be tested locally in Partner 1 city.	Period 2

There is no set limit on activities or deliverables. The number should match the project's needs and partnership capacity, with each activity linked to a deliverable.



Output example

Output 2.2			
Title	<i>Ideas for better youth inclusion</i>		
Programme Output Indicator	RCO 116 Jointly developed solutions		
Measurement Unit	<i>Solution</i>	Target value:	<i>E.g. 1</i>
Delivery period	<i>Period 2</i>		
Description	<i>E.g. This output summarizes what worked well and what did not work when testing the best practices locally. The document includes lessons learnt and indications of actions needed if this solution is to be taken up by local organisations.</i>		



MAKE IT WORK! projects - 18 months

Interreg



Co-funded by
the European Union

Northern Periphery and Arctic



Objective

To put tested good practices into use at local, regional, or national level through broader or more advanced piloting, supported by targeted communication activities.

Interreg



Co-funded by
the European Union

Northern Periphery and Arctic



Photo: N-Lite project, WDC

Workplan guidance

- ✓ 3 work packages (3 x 6 months) called See it!, Shape it!, Make it work!
- ✓ Activities same as previous, but include wider / longer testing, workshops/exchanges and more elaborated communication activities
- ✓ Deliverables include e.g. summary of best practices, youth trainings, exchanges, workshops, testing / piloting the ideas
- ✓ 3+1 outputs can be selected
- ✓ Minimum 1 result



Outputs sound familiar already

- ✓ Strategies and action plans jointly developed
- ✓ Pilot actions developed jointly and implemented in projects
- ✓ Jointly developed solutions
- ✓ Organisations cooperating across border
- ✓ It is fine if a work package does not have an output

Testing procedures, new instruments, tools, experimentation or the transfer of practices

Mandatory

Interreg



Co-funded by
the European Union

Northern Periphery and Arctic



Read more in [Programme Manual](#)

Activity and Deliverable example

Activity 2.1			
Title	<i>E.g. Mentoring young entrepreneurs</i>		
Start period	<i>E.g. Period 1</i>		
End period	<i>E.g. Period 2</i>		
Description	<i>E.g. Emerging young entrepreneurs will be paired with a transnational mentor</i>		
Participating partners	<i>All partners</i>		
Deliverables			
Running number	Deliverable title	Description	Delivery period
D.2.1.1.	Me being a mentee & Me being a mentor	A document summarizing the experience of mentees, mentors and presenting youth business ideas	Period 2



Output example

Output 2.1			
Title	<i>E.g. Small-scale pilot</i>		
Programme Output Indicator	RCO 84 Pilot actions developed jointly and implemented in projects		
Measurement Unit	<i>Pilot actions</i>	Target value:	<i>E.g. 2</i>
Delivery period	<i>Period 2</i>		
Description	<i>E.g. This output counts the number of pilots – small-scale local tests that took place during the project.</i>		

Results are now expected



At least one output (solution or strategy/action plan) must be taken up by an organisation



Read more in [Programme Manual](#)

Result 1			
Programme Result Indicator	RCR 79 Joint strategies and action plans taken up by organisations		
Measurement Unit	<i>joint strategy / action plan</i>	Baseline	0
Target value	1	Delivery period	<i>Period 3</i>
Description	<i>E.g. As a result of the project, 2 business support organisations <u>will</u> <u>adopt</u> the "Training Model" referred to as Output 2.3.</i>		



Any questions?



[Contact](#) Joint Secretariat

Interreg



Co-funded by
the European Union

Northern Periphery and Arctic

Different outreach ambitions

Interreg



Co-funded by
the European Union

Northern Periphery and Arctic



Communication supports the achievement of your objectives

Interreg



Co-funded by
the European Union

Northern Periphery and Arctic



Make
it
work!

PERSUADE

- ✓ More strategic communication
- NPA mini-website
- Own social media channel
- Attend NPA events

Shape it!

PROMOTE

- ✓ More targeted communication
- NPA mini-website (optional)
- Attend NPA events (optional)

AF: WP communication objective

See it!




RAISE AWARENESS

- ✓ Share information
- Interreg NPA brand
- Use existing online channels

AF: Communication approach



Find at [Youth Call page](#)

	SEE IT!	SHAPE IT!	MAKE IT WORK!
NUMBER OF WORKPACKAGES (WP)	1	2	3
ACTIVITIES	<ul style="list-style-type: none"> Identifying relevant organisations Establishing contacts Mapping experience 1 demonstration workshop 	<ul style="list-style-type: none"> Connecting with like-minded org. Testing ideas 2-3 exchanges to apply knowledge locally 	<ul style="list-style-type: none"> All as previous Wider / longer testing 3 workshops/exchanges More elaborated communication activities
DELIVERABLES	<ul style="list-style-type: none"> Stakeholder map Draft project idea Suggestion for future collaborations, networks 	<ul style="list-style-type: none"> Summary of best practices Feasibility study 	<ul style="list-style-type: none"> Summary of best practices Youth trainings, exchanges, workshops Testing / piloting the ideas (put solutions in practice)
OUTPUT INDICATORS	<ul style="list-style-type: none"> Organisations cooperating across border  	<ul style="list-style-type: none"> Strategies and action plans jointly developed Pilot actions developed jointly and implemented in projects Organisations cooperating across border  Jointly developed solutions 	<ul style="list-style-type: none"> Strategies and action plans jointly developed Pilot actions developed jointly and implemented in projects Organisations cooperating across border  Jointly developed solutions
RESULT INDICATORS	Not foreseen	<p>Optional</p> <ul style="list-style-type: none"> Joint strategies and action plans taken up by organisations Solutions taken up or up scaled by organisations 	<p>Minimum 1 result</p> <ul style="list-style-type: none"> Joint strategies and action plans taken up by organisations Solutions taken up or up scaled by organisations
COMMUNICATION OBJECTIVE IN THE WP	NO	YES	YES
COMMUNICATION APPROACH	YES	YES	YES
EU COMMUNICATION REQUIREMENTS	YES	YES	YES
NPA COMMUNICATION REQUIREMENTS	NO	Optional	YES



How does this translate into a budget?

Interreg



Co-funded by
the European Union

Northern Periphery and Arctic



What costs are allowed?

- Staff costs
- Office & Administration
- Travel & Accommodation
- External Expertise
- Equipment

Automatically 15% of staff costs



Staff costs

- Cover costs of staff members employed by the partner organisation, directly working on the project
- Full time or part-time with fixed percentage of time worked per month
- **Volunteering is not recognized as staff cost**
- For the costs to be eligible there must be a formal employment relationship = employment contract, pay slips, and proof that the salary has been paid

Staff costs

Staff function	Comments	Unit type	No. of units	Price per unit	Total
Project manager	50% of the working time	months	12,00	1.200,00	14.400,00
Communication manager	10% of the working time	months	12,00	300,00	3.600,00
Project assistant	50% of the working time	months	12,00	1.000,00	12.000,00
+					30.000,00

Office & Administration

- Covers general office and administration expenditures related to the project.
- E.g. office rent, office supplies, accounting, IT systems, utilities, etc.
- As a flat rate (directly counted as 15% from staff cost) **it does not require documenting that the expenditure has been incurred or paid, or that the flat rate corresponds to real costs** → no documentation needed for audit trails



Office and administration

Total Office and administration flat rate is calculated by applying the rate (%) to the total Staff costs

Flat rate for Office and administration	Total
	4.500,00

Travel & Accommodation

- Covers costs such as travel costs (travel tickets, car rental, parking fees, fuel...), meals, accommodation, visa costs, daily allowances
- **For the partners only** – for external expert or service provider these costs belong to External expertise
- If any of the costs listed above are already included in organization's daily allowance, they cannot be additionally reimbursed

Travel and accommodation

Description	Comments	Unit type	No. of units	Price per unit	Total
Partner meeting in Iceland	3ppl travel for 3 days	trip	1,00	5.000,00	5.000,00
Partner meeting in Ireland	3ppl travel for 4 days	trip	1,00	4.500,00	4.500,00
Travel within Sweden	local visits to engage with youth	visit	5,00	1.000,00	5.000,00
+					14.500,00

External expertise

- Covers expenditure paid by the partner for the **support in the project implementation** provided by a public or private body, or a person outside the partner organisation
- E.g. studies, surveys, training, translations, IT developments, promotion & publicity, services related with events or meetings (catering, venue rent), travel & accommodation for external speakers, experts, associated partners

External expertise and services

Description	Comments	Unit type	No. of units	Price per unit	Total
Hosting partner meeting	Room rent, catering	meeting	1,00	750,00	750,00
Travel for Associated partners	1x AP travel to IS, 3 days	meeting	1,00	1.500,00	1.500,00
Travel for Associated partners	1x AP travel to IR, 4 days	meeting	1,00	1.200,00	1.200,00
Training for youth entrepreneur	Training on green skills	training	1,00	2.000,00	2.000,00
+					5.450,00

Equipment

- Covers costs for **equipment purchased, rented, or leased**, other than those covered by the office & administration costs
- E.g. office equipment, IT software & hardware, laboratory equipment, tools, devices...
- Second-hand equipment is also eligible cost

Equipment

Description	Comments	Unit type	No. of units	Price per unit	Total
CANVA license	12 months premium membersh	license	1,00	130,00	130,00
+					130,00

Keep in mind...

- In Youth projects, all costs are reimbursed as lump-sum = no supporting documentation is required from NPA side
- In case of audit trails, specific documents must be made available for control purposes – check the [Programme Manual](#)
- Be specific, concrete and clear in describing how you plan to use the budget costs – we only know what you write in the application



Any questions?

Interreg



Co-funded by
the European Union

Northern Periphery and Arctic





Youth Track support

24th March – Let your idea meet Interreg NPA

20th May – Application Part 1 feedback round deadline

10th June – Feedback provided & Call opens in JEMS

15th June – Budget, workplan & outreach

9th September – Ask us anything & JEMS (register [here](#))

2nd October – Youth Call closes 11:59 CET (noon)

Interreg



Co-funded by
the European Union

Northern Periphery and Arctic

Links to remember

- [Youth Call page](#) – your main go-to place
- [Programme Manual](#) – NPA's encyclopedia
- [Partner search portal](#) – LinkedIn group
- [Regional contact points](#)

Contact us for one-on-one consultation!

kalle.pakalen@interreg-npa.eu

lucia.brhlikova@interreg-npa.eu

Interreg



Co-funded by
the European Union

Northern Periphery and Arctic



Photo: DACCHE project