

FDM 3D

Rapid Prototyping of 3D Models

Introduction

Fused Deposition Modelling (FDM) 3D printing has emerged as a transformative technology, reshaping the landscape of prototyping and small-scale manufacturing. Compatible with a wide range of materials and applications, makes it a powerful tool in the laboratory..

Applications


- Small scale production of parts or components
- Custom fixtures and fittings for lab experiments and equipment
- Prototyping parts and 3D designs
- Advanced material research – printing exotic materials

How Does it Work?

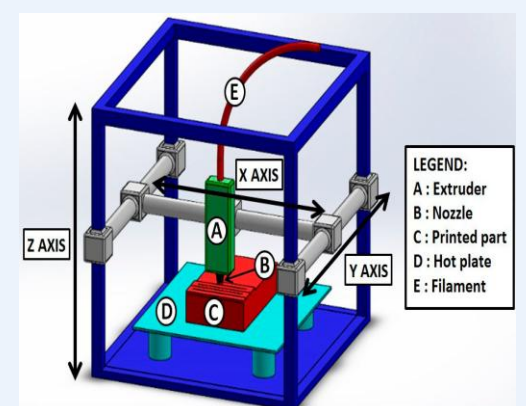
FDM 3D printing operates on the principle of layer-by-layer additive manufacturing. It utilises a thermoplastic filament, typically made of PLA or ABS, which is heated to its melting point within the 3D printer's print head. The melted material is then precisely deposited layer by layer, gradually building the desired three-dimensional object

Technical Specifications


- 300×300×300 mm build volume
- Nozzle temp. Up to 360 degrees
- Prints PLA,ABS,PETG,TPU + more
- Enclosed print chamber
- Automatic calibration/bed leveling



High Speed FDM Printer



Basic FDM Printing Schematic



3D Printed Jig for Printing Antenna Circuits



Custom Designed Fixture and Mount